



## Maintenance Technicians in the RMEP Southside Region

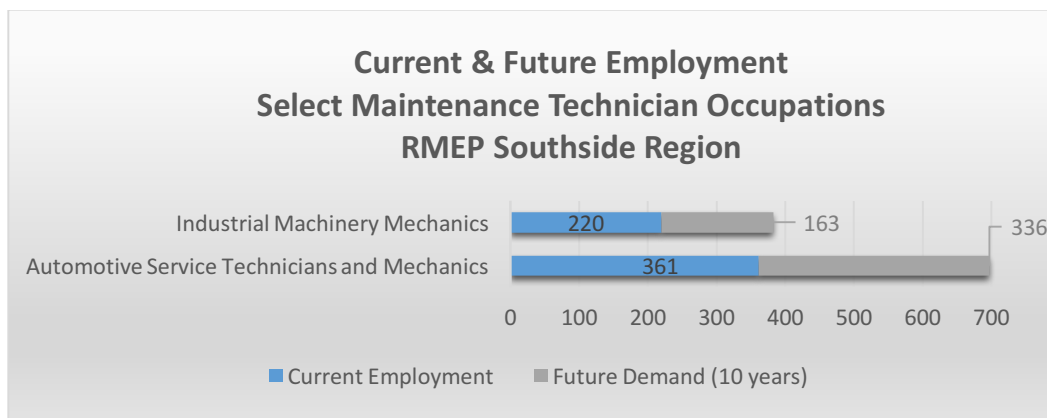
The following pages provide an overview on select Maintenance Technician Occupations in the Rural Math Excel Partnership Southside Region (Counties of Charlotte, Cumberland, Halifax, Henry, and Prince Edward, and the City of Martinsville). Please note that this document does not include all Maintenance Technician Occupations that exist but is meant to provide an overview of two example occupations.

### Current and Future Employment

- Current employment: 581
- Largest occupation group
  - Automotive Service Technicians and Mechanics (361 jobs)
- Future Demand: at least 500 jobs

The following is an example on how to interpret the graph:

- 220 Industrial Machinery Mechanics are currently employed in RMEP Southside Region
- Future Demand over next ten years: 163 jobs



Source: JobsEQ, 11/2017; Quarterly Census of Employment and Wages, Bureau of Labor Statistics (BLS). Data are updated through 2016Q4 with preliminary estimates updated to 2017Q2. Forecast employment growth (2016-2026) uses national projections from the BLS, adapted for regional growth patterns by Chmura.

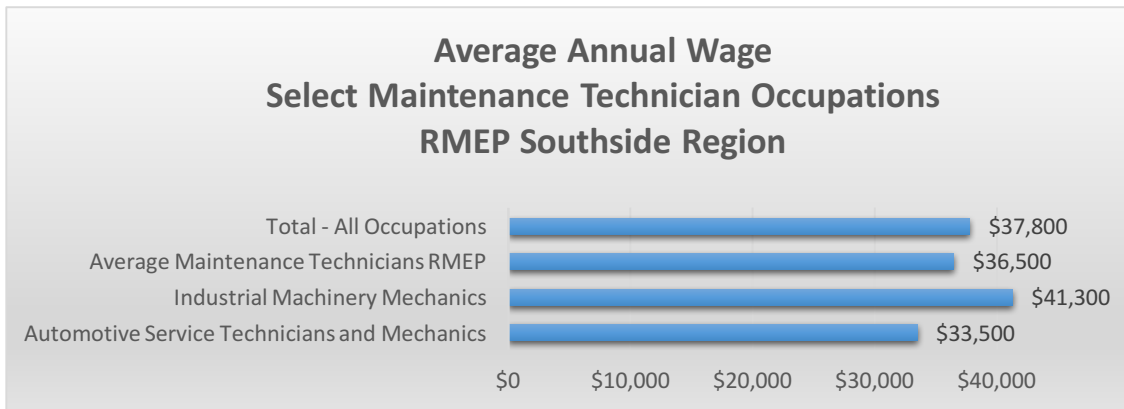
1: Future Demand = Growth Demand + Separation Demand; Growth Demand is the increase/decrease of jobs in industry due to industry growth/decline. Separation demand is the minimum number of jobs required due to replacements (i.e. retirements and turnover).

## Average Wages

- Average annual wage: \$36,500
- Highest average wages
  - Industrial Machinery Mechanics (\$41,300)

The following is an example on how to interpret the graph:

- Average annual wage all occupations in RMEP Southside Region: \$37,800



Source: JobsEQ® 11/2017; Occupation wages are as of 2016 and should be taken as the average for all Covered Employment

## Entry Level, Average and Experienced Wages

The following is an example on how to interpret the table:

- Entry level wage for Automotive Service Technicians and Mechanics RMEP Southside Region: \$21,700
- Average annual wage: \$33,500
- Experienced wage: \$39,400

Average Wages, RMEP Southside Region	Entry Level	Average	Experienced
Automotive Service Technicians and Mechanics	\$21,700	\$33,500	\$39,400
Industrial Machinery Mechanics	\$30,700	\$41,300	\$46,500
<b>Average Maintenance Technicians RMEP</b>	<b>\$25,100</b>	<b>\$36,500</b>	<b>\$42,100</b>
<b>Total - All Occupations</b>	<b>\$25,600</b>	<b>\$37,800</b>	<b>\$43,900</b>

Source: JobsEQ® 11/2017; Occupation wages are as of 2016 and should be taken as the average for all Covered Employment  
Entry-level wages are the average (mean) of the lower third of all wages and experienced wages are the average (mean) of the upper two-thirds of wages for a specific occupation.

## Training

The following is an example on how to interpret the table:

- To work as an Automotive Service Technician/Mechanic, postsecondary education (i.e. Diploma or Certificate) is required
- Previous work-experience is not required
- Short-term “on the job training” is typical

Training Required	Entry-Level Education / Degree	Previous Work Experience	Typical On-The-Job Training
Automotive Service Technicians and Mechanics	Postsecondary non-degree award (Diploma, Certificate)	None	Short-term on-the-job training
Industrial Machinery Mechanics	High school diploma or equivalent	None	Long-term on-the-job training

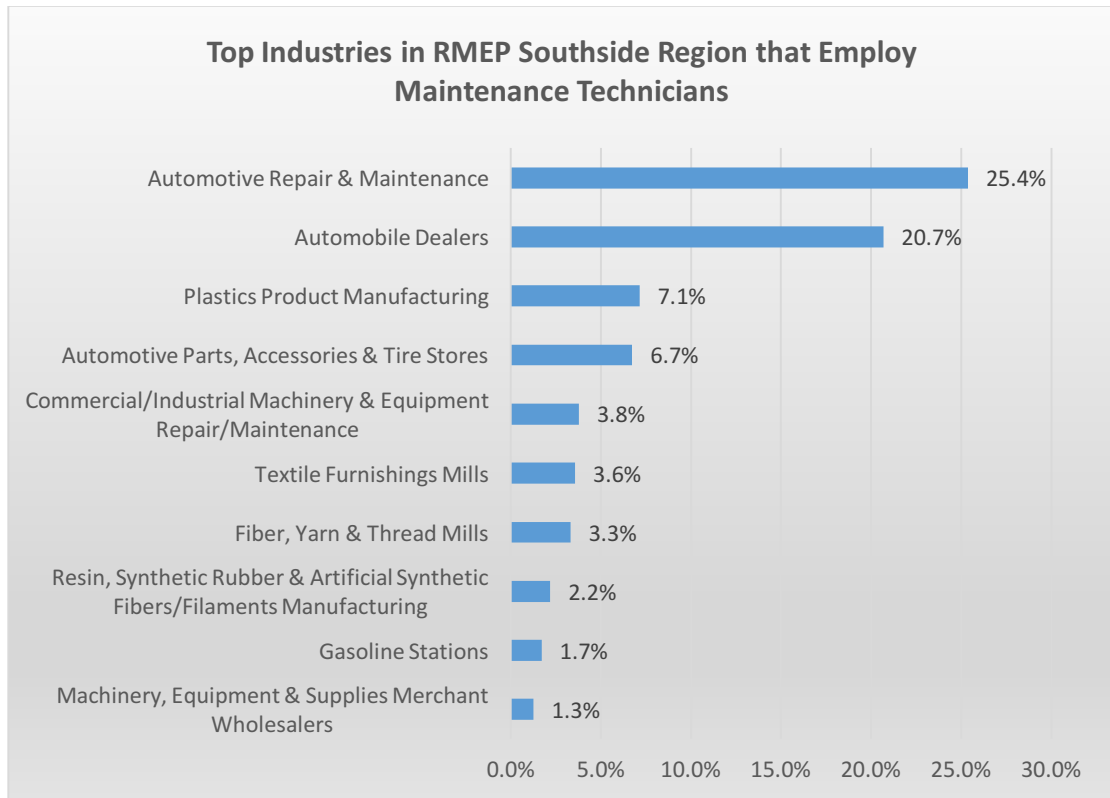
Source: JobsEQ® 11/2017

## Top Industries for Maintenance Technician Employment

- More than half employed by automotive repair/maintenance businesses, automobile dealers and automotive parts/tire stores

The following is an example on how to interpret the graph:

- 25.4% of Maintenance Technicians in region are employed by businesses in the Automotive Repair & Maintenance sector



Source: JobsEQ, 11/2017; Quarterly Census of Employment and Wages, Bureau of Labor Statistics. Data are updated through 2016Q4 with preliminary estimates updated to 2017Q2.