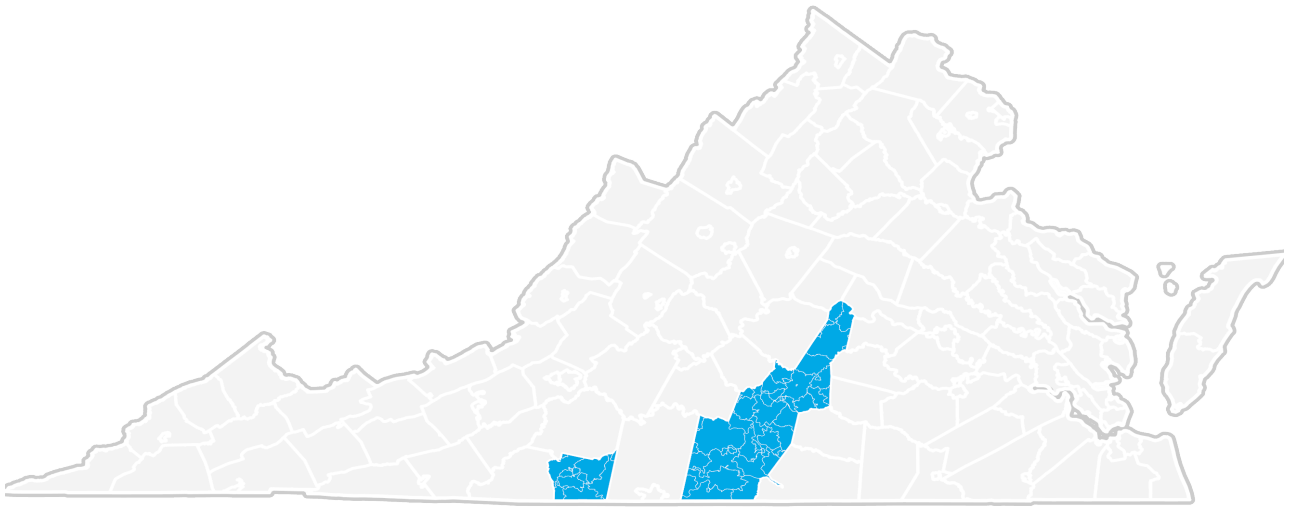


Computer Support Specialists

RMEP Southside Region



Source: JobsEQ

The contents of this occupation profile were developed under a grant from the U.S. Department of Education. However, those contents do not necessarily represent the policy of the Department of Education, and you should not assume endorsement by the Federal Government.

Computer Support Specialists in the RMEP Southside Region

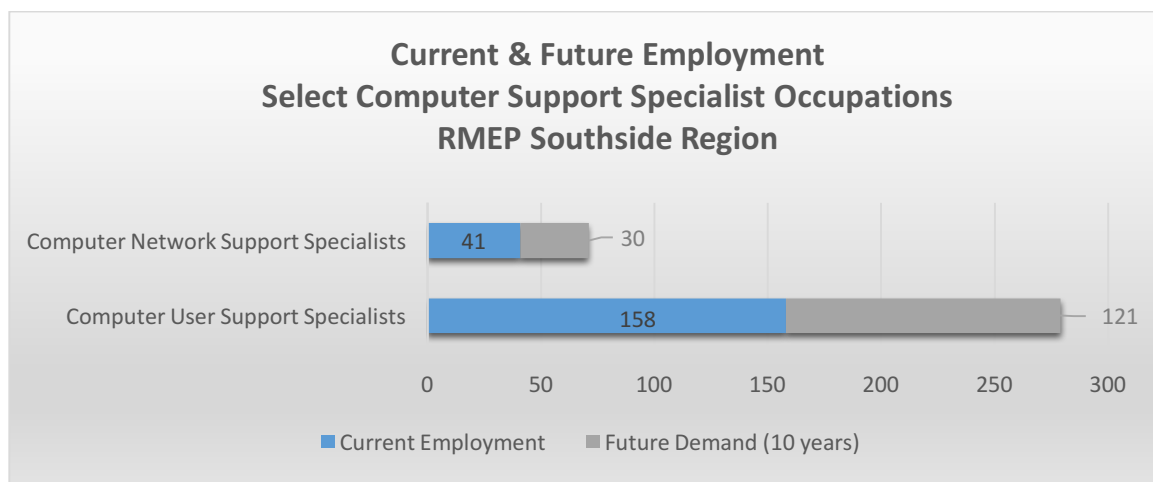
The following pages provide an overview on select Computer Support Specialist Occupations in the Rural Math Excel Partnership Southside Region (Counties of Charlotte, Cumberland, Halifax, Henry, and Prince Edward, and the City of Martinsville). Please note that this document does not include all Computer Support Specialist Occupations that exist but is meant to provide an overview of two example occupations.

Current and Future Employment

- Current employment: 199
 - 158 Computer User Support Specialists
 - 41 are Computer Network Support Specialists
- Future Demand: at least 150 jobs

The following is an example on how to interpret the graph:

- 41 Computer Network Support Specialists are currently employed in RMEP Southside Region
- Future Demand over next ten years: at least 30 jobs



Source: JobsEQ, 11/2017; Quarterly Census of Employment and Wages, Bureau of Labor Statistics (BLS). Data are updated through 2016Q4 with preliminary estimates updated to 2017Q2. Forecast employment growth (2016-2026) uses national projections from the BLS, adapted for regional growth patterns by Chmura.

1: Future Demand = Growth Demand + Separation Demand; Growth Demand is the increase/decrease of jobs in industry due to industry growth/decline. Separation demand is the minimum number of jobs required due to replacements (i.e. retirements and turnover).

Average Wages

- Average annual wage: \$43,400 compared to \$37,800 average for all occupations
- Highest average wages
 - Computer Network Support Specialists (\$49,500)

The following is an example on how to interpret the graph:

- Average annual wage of all occupations in RMEP Southside Region: \$37,800



Source: JobsEQ® 11/2017; Occupation wages are as of 2016 and should be taken as the average for all Covered Employment

Entry Level, Average and Experienced Wages

The following is an example on how to interpret the table:

- Entry level wage for Computer User Support Specialists in RMEP Southside Region: \$30,900
- Average annual wage: \$41,900
- Experienced wage: \$47,400

Average Wages, RMEP Southside Region	Entry Level	Average	Experienced
Computer User Support Specialists	\$30,900	\$41,900	\$47,400
Computer Network Support Specialists	\$32,100	\$49,500	\$58,200
All Computer Support Specialists RMEP	\$31,200	\$43,400	\$49,600
Total - All Occupations	\$25,600	\$37,800	\$43,900

Source: JobsEQ® 11/2017; Occupation wages are as of 2016 and should be taken as the average for all Covered Employment
Entry-level wages are the average (mean) of the lower third of all wages and experienced wages are the average (mean) of the upper two-thirds of wages for a specific occupation.

Training

The following is an example on how to interpret the table:

- To work as a Computer User Support Specialist, some college education but no degree is required
- Previous work-experience is not required
- “On the job training” is not available

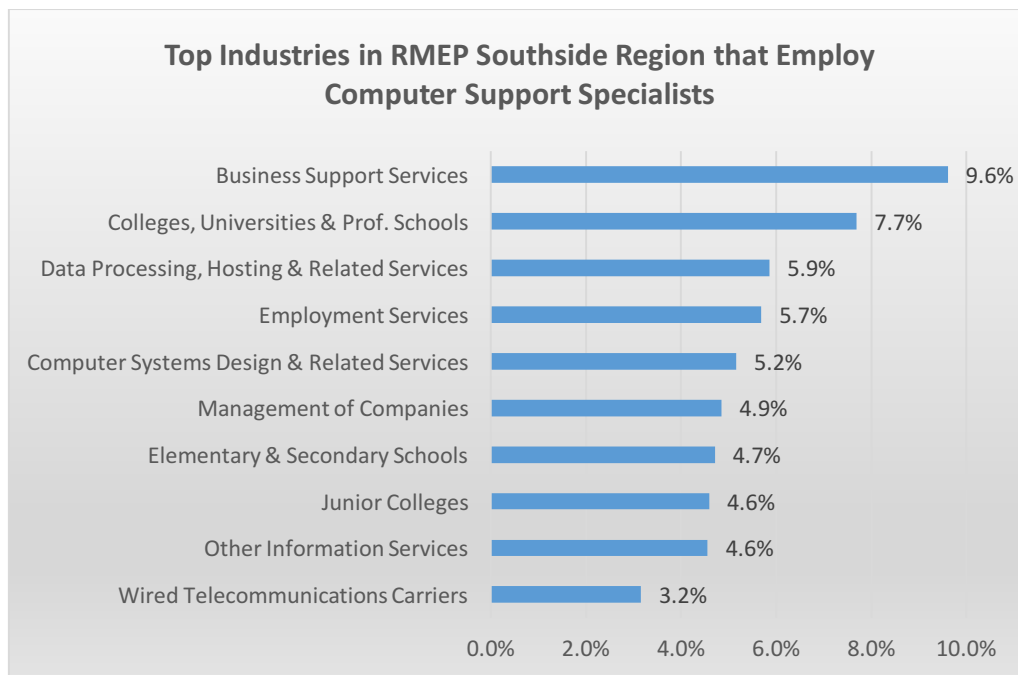
Training Required	Entry-Level Education / Degree	Previous Work Experience	Typical On-The-Job Training
Computer User Support Specialists	Some college, no degree	None	None
Computer Network Support Specialists	Associate’s	None	None

Source: JobsEQ® 11/2017

Top Industries for Computer Support Specialist Employment

The following is an example on how to interpret the graph:

- 9.6% of individuals in Computer Support Specialist Occupations in region are employed by companies in the Business Support Services industry



Source: JobsEQ, 11/2017; Quarterly Census of Employment and Wages, Bureau of Labor Statistics. Data are updated through 2016Q4 with preliminary estimates updated to 2017Q2.