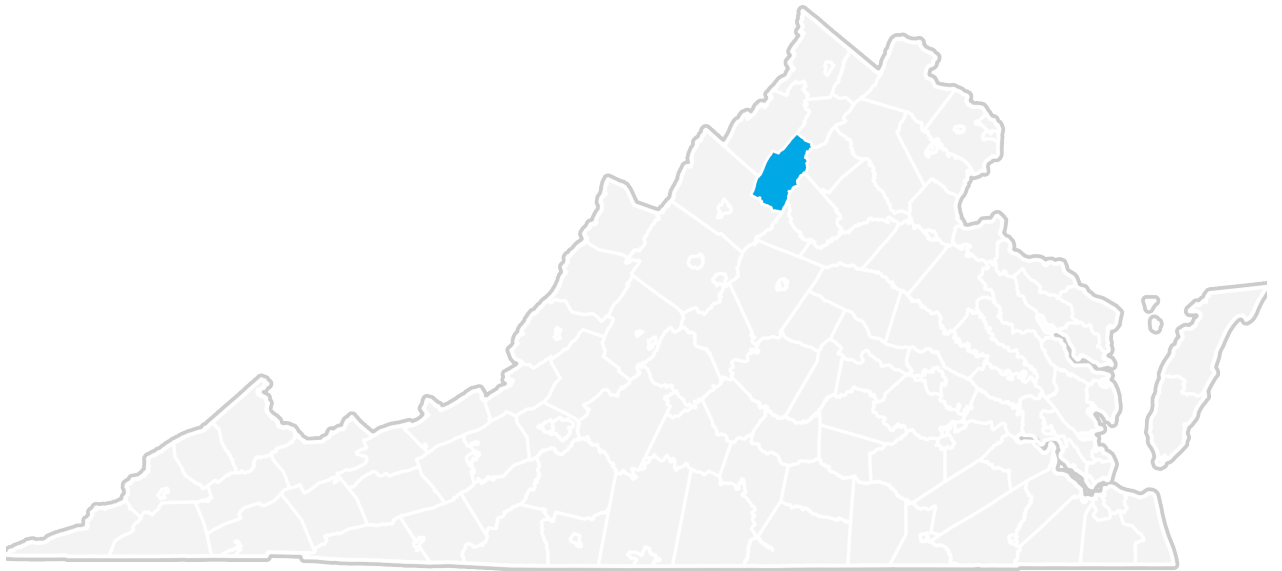


Maintenance Technicians

Page County



Source: JobsEQ

The contents of this occupation profile were developed under a grant from the U.S. Department of Education. However, those contents do not necessarily represent the policy of the Department of Education, and you should not assume endorsement by the Federal Government.

Maintenance Technicians in Page County

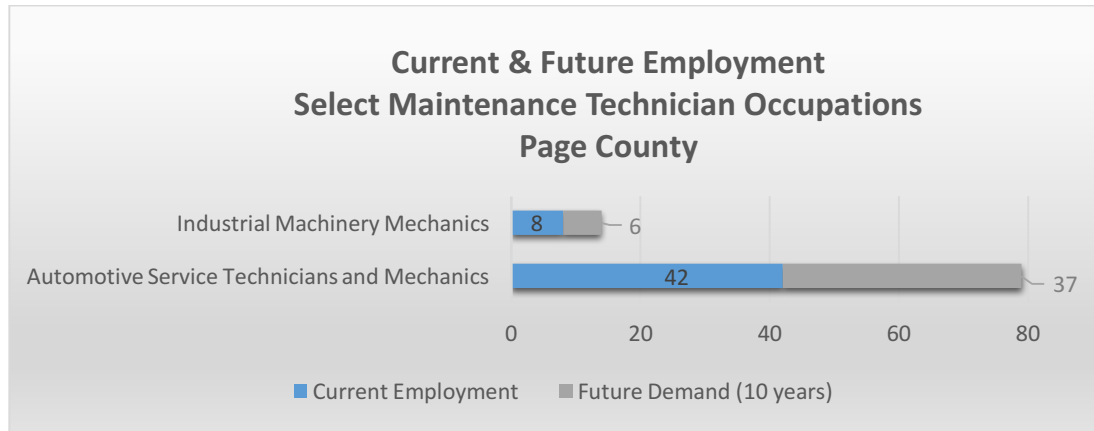
The following pages provide an overview on select Maintenance Technician Occupations in Page County. Please note that this document does not include all Maintenance Technician Occupations that exist but is meant to provide an overview of two example occupations.

Current and Future Employment

- Current employment: 50
- Largest occupation group
 - Automotive Service Technicians and Mechanics (42 jobs)
- Future Demand: At least 43 jobs

The following is an example on how to interpret the graph:

- Eight Industrial Machinery Mechanics are currently employed in Page County
- Future Demand over next ten years: at least six jobs



Source: JobsEQ, 11/2017; Quarterly Census of Employment and Wages, Bureau of Labor Statistics (BLS). Data are updated through 2016Q4 with preliminary estimates updated to 2017Q2. Forecast employment growth (2016-2026) uses national projections from the BLS, adapted for regional growth patterns by Chmura.

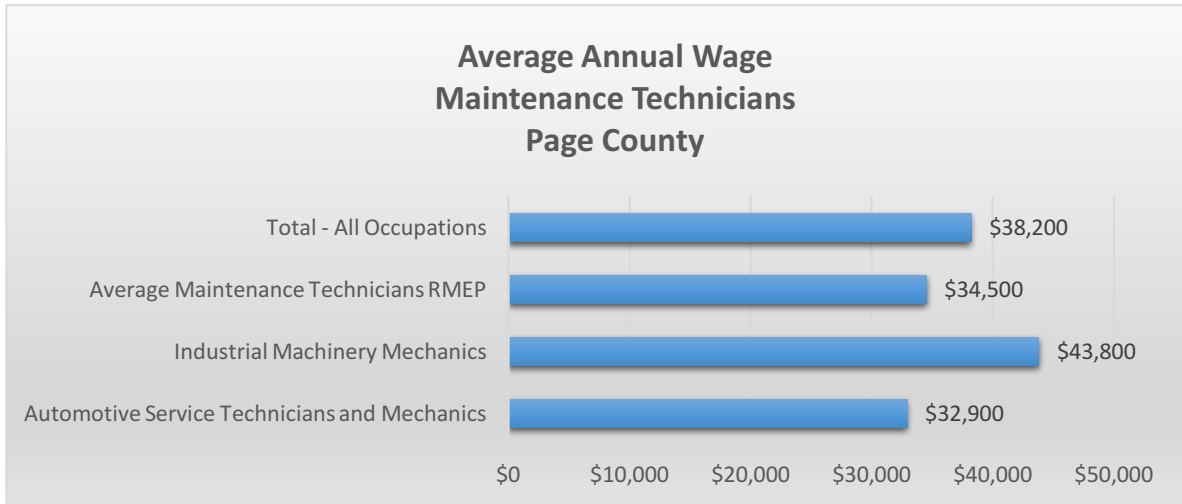
1: Future Demand = Growth Demand + Separation Demand; Growth Demand is the increase/decrease of jobs in industry due to industry growth/decline. Separation demand is the minimum number of jobs required due to replacements (i.e. retirements and turnover).

Average Wages

- Average annual wage: \$34,500
- Highest average wages
 - Industrial Machinery Mechanics (\$43,800)

The following is an example on how to interpret the graph:

- Average annual wage of all occupations in Page County: \$38,200



Source: JobsEQ® 11/2017; Occupation wages are as of 2016 and should be taken as the average for all Covered Employment

Entry Level, Average and Experienced Wages

The following is an example on how to interpret the table:

- Entry level wage for Automotive Service Technicians and Mechanics in Page County: \$24,500
- Average annual wage: \$32,900
- Experienced wage: \$37,100

Average Wages, Page County	Entry Level	Average	Experienced
Automotive Service Technicians and Mechanics	\$24,500	\$32,900	\$37,100
Industrial Machinery Mechanics	\$30,500	\$43,800	\$50,400
Average Maintenance Technicians RMEP	\$25,400	\$34,500	\$39,300
Total - All Occupations	\$25,900	\$38,200	\$44,400

Source: JobsEQ® 11/2017; Occupation wages are as of 2016 and should be taken as the average for all Covered Employment
Entry-level wages are the average (mean) of the lower third of all wages and experienced wages are the average (mean) of the upper two-thirds of wages for a specific occupation.

Training

The following is an example on how to interpret the table:

- To work as an Automotive Service Technician/Mechanic, postsecondary education (i.e. Diploma or Certificate) is required
- Previous work-experience is not required
- Short-term “on the job training” is typical

Training Required	Entry-Level Education / Degree	Previous Work Experience	Typical On-The-Job Training
Automotive Service Technicians and Mechanics	Postsecondary non-degree award (Diploma, Certificate)	None	Short-term on-the-job training
Industrial Machinery Mechanics	High school diploma or equivalent	None	Long-term on-the-job training

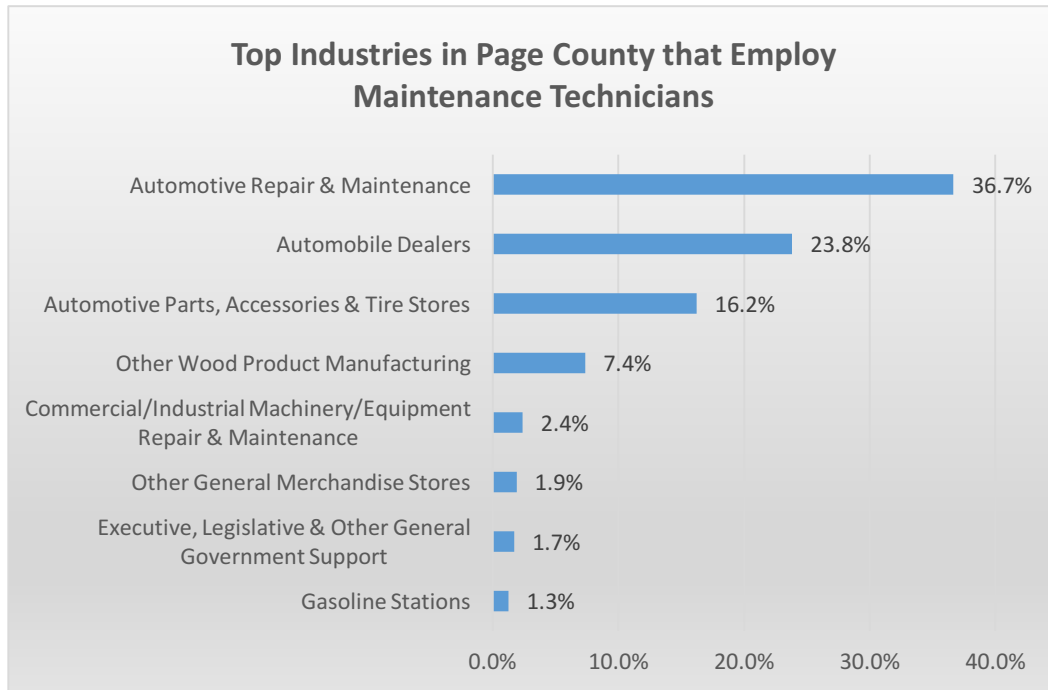
Source: JobsEQ® 11/2017

Top Industries for Maintenance Technician Employment

- More than three quarters employed by automotive repair/maintenance businesses, automobile dealers and automotive parts/tire stores

The following is an example on how to interpret the graph:

- 36.7% of Maintenance Technicians in Page County are employed by businesses in the Automotive Repair/Maintenance sector



Source: JobsEQ, 11/2017; Quarterly Census of Employment and Wages, Bureau of Labor Statistics. Data are updated through 2016Q4 with preliminary estimates updated to 2017Q2.