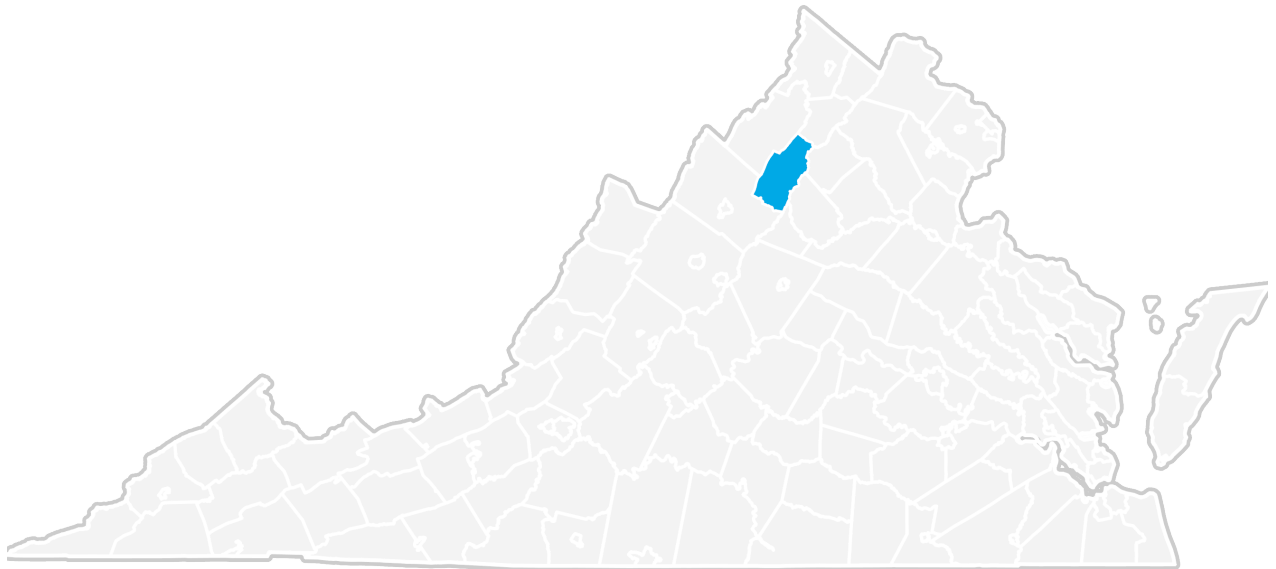


Engineering Technicians

Page County



Source: JobsEQ

The contents of this occupation profile were developed under a grant from the U.S. Department of Education. However, those contents do not necessarily represent the policy of the Department of Education, and you should not assume endorsement by the Federal Government.

Engineering Technicians in Page County

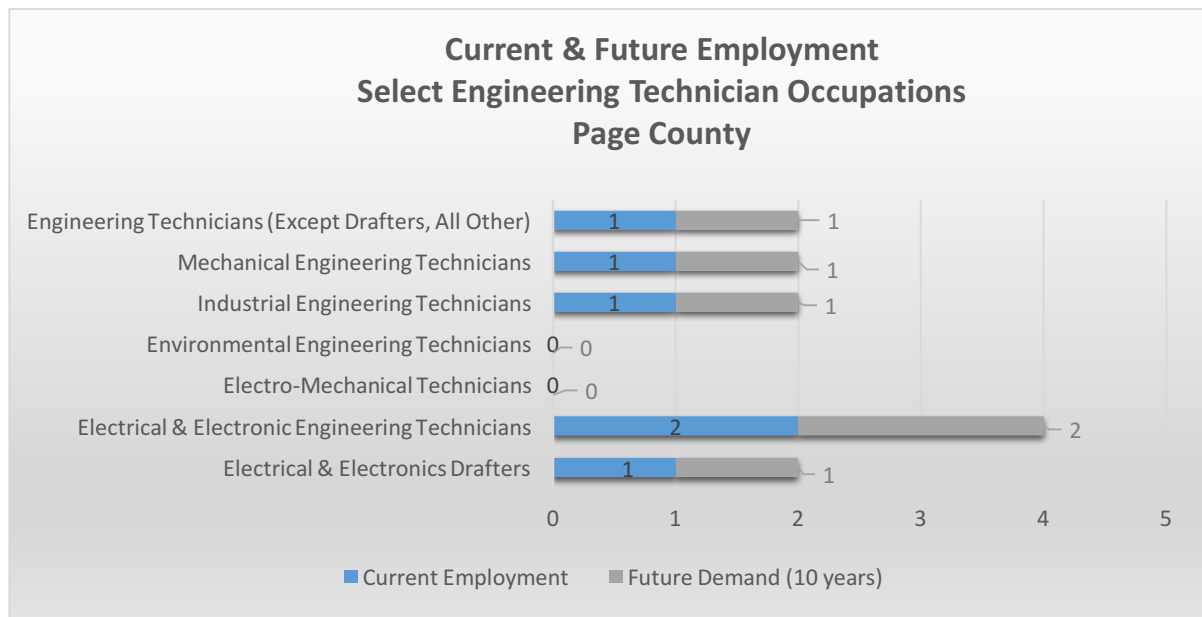
The following pages provide an overview on select Engineering Technician Occupations in Page County. Please note that this document does not include all Engineering Technician Occupations that exist but is meant to provide an overview of example occupations.

Current and Future Employment

- Current employment: 6
- Largest occupation group
 - Electrical & Electronic Engineering Technicians (2 workers)

The following is an example on how to interpret the graph:

- One Other Engineering Technicians (Except Drafters) is currently employed in Page County
- Future Demand over next ten years: at least 1 job



Source: JobsEQ, 11/2017; Quarterly Census of Employment and Wages, Bureau of Labor Statistics (BLS). Data are updated through 2016Q4 with preliminary estimates updated to 2017Q2. Forecast employment growth (2016-2026) uses national projections from the BLS, adapted for regional growth patterns by Chmura.

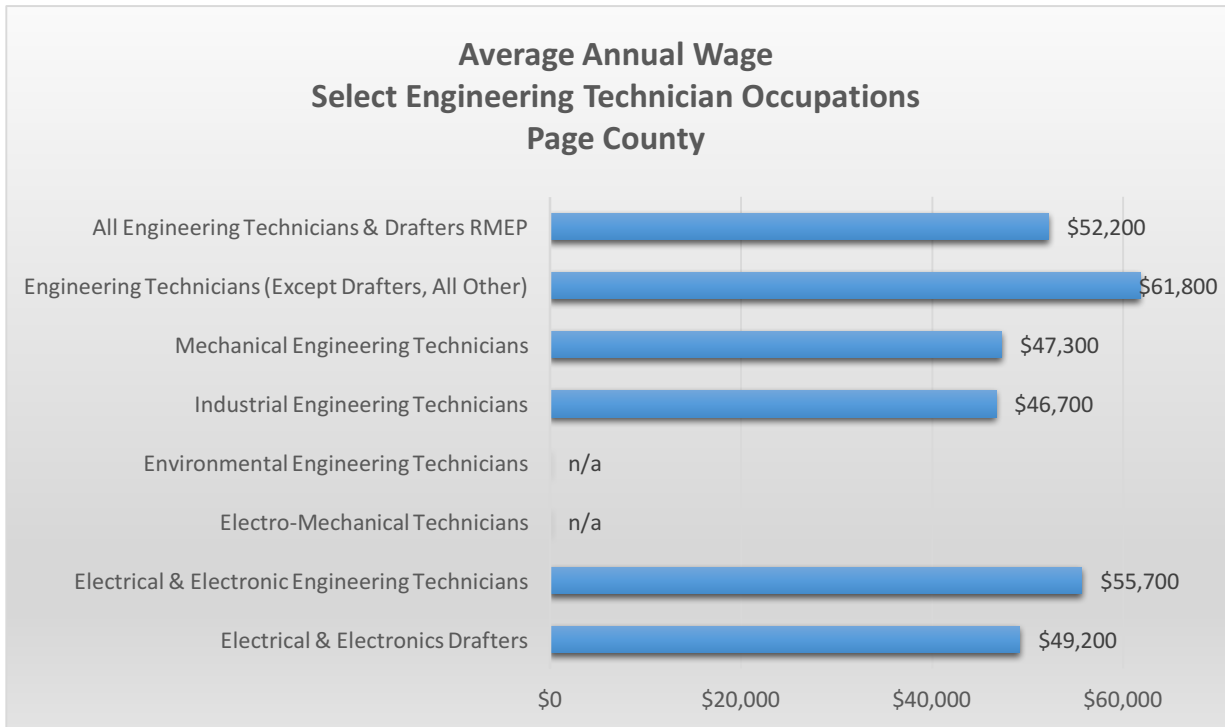
1: Future Demand = Growth Demand + Separation Demand; Growth Demand is the increase/decrease of jobs in industry due to industry growth/decline. Separation demand is the minimum number of jobs required due to replacements (i.e. retirements and turnover).

Average Wages

- Average annual wage: \$52,200
- Highest average wages
 - Other Engineering Technicians (\$61,800)
 - Electric & Electronic Engineering Technicians (\$55,700)

The following is an example on how to interpret the graph:

- Average annual wage of all Engineering Technicians in Page County: \$52,200



Source: JobsEQ® 11/2017; Occupation wages are as of 2016 and should be taken as the average for all Covered Employment

Entry Level, Average and Experienced Wages

The following is an example on how to interpret the table:

- Entry level wage for Electrical & Electronics Drafters in Page County: \$27,600
- Average annual wage: \$49,200
- Experienced wage: \$59,900

Average Wages, Page County	Entry Level	Average	Experienced
Electrical & Electronics Drafters	\$27,600	\$49,200	\$59,900
Electrical & Electronic Engineering Technicians	\$36,100	\$55,700	\$65,500
Electro-Mechanical Technicians	\$32,200	\$44,200	\$50,200
Environmental Engineering Technicians	\$25,900	\$40,500	\$47,800
Industrial Engineering Technicians	\$29,900	\$46,700	\$55,100
Mechanical Engineering Technicians	\$31,600	\$47,300	\$55,200
Engineering Technicians (Except Drafters, All Other)	\$41,000	\$61,800	\$72,200
Engineering Technicians & Drafters RMEP	\$33,800	\$52,200	\$61,800
Total - All Occupations	\$25,900	\$38,200	\$44,400

Source: JobsEQ® 11/2017; Occupation wages are as of 2016 and should be taken as the average for all Covered Employment. Entry-level wages are the average (mean) of the lower third of all wages and experienced wages are the average (mean) of the upper two-thirds of wages for a specific occupation.

Training

The following is an example on how to interpret the table:

- To work as an Electrical & Electronics Drafter, an Associate's degree is required
- Previous work-experience is not required
- "On the job training" is not available

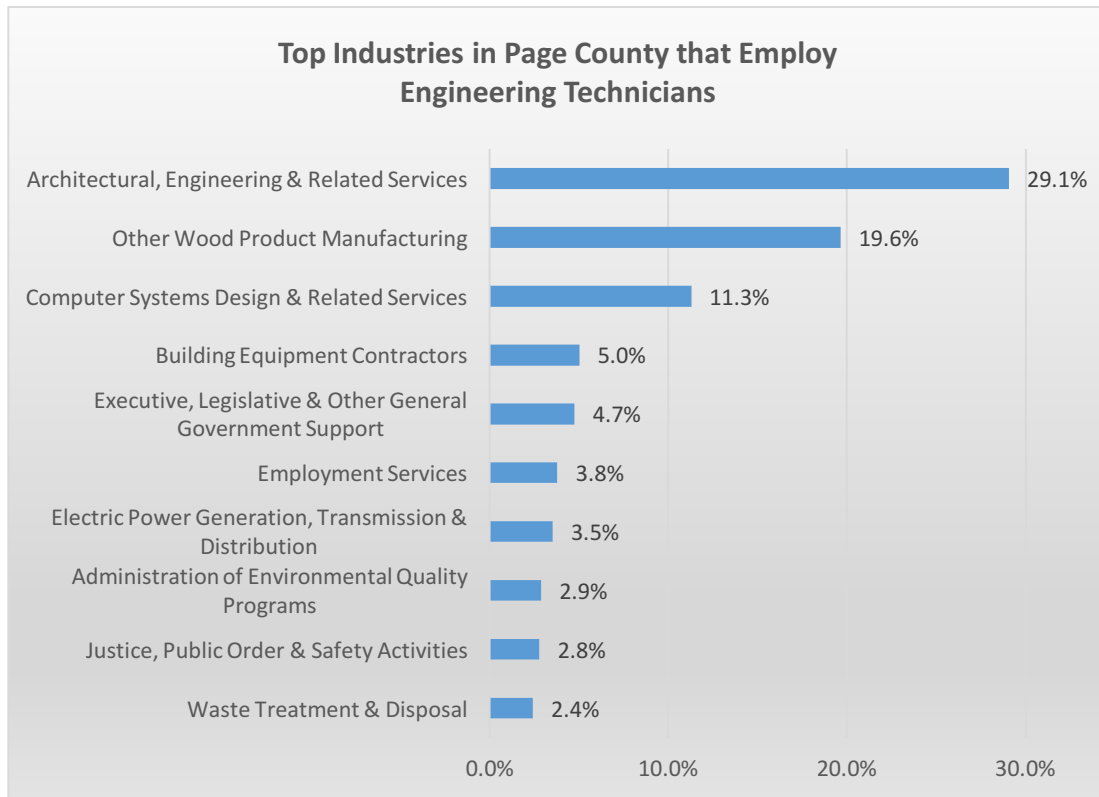
Training Required	Entry-Level Education / Degree	Previous Work Experience	Typical On-The-Job Training
Electrical & Electronics Drafters	Associate's	None	None
Electrical & Electronic Engineering Technicians	Associate's	None	None
Electro-Mechanical Technicians	Associate's	None	None
Environmental Engineering Technicians	Associate's	None	None
Industrial Engineering Technicians	Associate's	None	None
Mechanical Engineering Technicians	Associate's	None	None
Engineering Technicians (Except Drafters, All Other)	Associate's	None	None

Source: JobsEQ® 11/2017

Top Industries for Engineering Technician Employment

The following is an example on how to interpret the graph:

- 29.1% of individuals in Engineering Technician Occupations in Page County are employed by businesses in Architectural, Engineering & Related Services sector



Source: JobsEQ, 11/2017; Quarterly Census of Employment and Wages, Bureau of Labor Statistics. Data are updated through 2016Q4 with preliminary estimates updated to 2017Q2.